

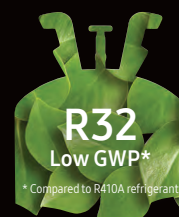
**SAMSUNG**



**GEO**

**Wall mounted split systems**

Design GEO that permeates space naturally



# Advanced cooling

Samsung air conditioners are designed to help you to enrich your life. Our innovative cooling technology cools you down fast, and the advanced filter system helps make your environment more comfortable. Discover a different way of life that is cool, fresh and convenient with Samsung air conditioners.



## More than a trusted air conditioning solution

Home is a place full of special moments and wonderful memories where we live and grow in our unique ways. At Samsung, we imagine innovative ways to improve how your home functions – to help give you more quality time to enjoy life.

We are proud to say our Samsung brand is part of an intuitive and humanistic product design company, and one of the world's top electronics producers.

Samsung air conditioners have been designed with the same passion for innovation and quality that has helped make Samsung one of the Interbrand 2019 Best Global Brands.\*

Samsung air conditioning systems are held in high esteem around the world and have been selected for a multitude of developments including apartments, housing, shopping centres, airports, stadiums and hotels. Samsung continues to invest heavily in R&D,

performance testing and quality control to deliver quality air conditioning systems to market.

| 2019 Best Global Brands* |               |
|--------------------------|---------------|
| 1.                       | Apple         |
| 2.                       | Google        |
| 3.                       | Amazon        |
| 4.                       | Microsoft     |
| 5.                       | Coca-Cola     |
| 6.                       | Samsung       |
| 7.                       | Toyota        |
| 8.                       | Mercedes-Benz |
| 9.                       | McDonald's    |

\*Source: Interbrand Best Global Brands 2019 Rankings

## Control your climate with intelligent Samsung technology

The Samsung GEO split air conditioning system is designed to offer intelligent airflow control. It helps you maintain your comfort level, providing efficiency and reliability to deliver amazing performances.

### Low GWP refrigerant

Samsung uses the next-generation R32 refrigerant, which has an Ozone Depletion Potential (ODP) of zero and lower Global Warming Potential (GWP) than conventional refrigerants\* – helping to reduce global warming.

\*Compared to R410A

### Reliable performance

Reliability is a key factor when choosing an air conditioning system. Samsung air conditioners offer robust design and reliability to ensure consistent performance.

# A new era for refrigerant R32

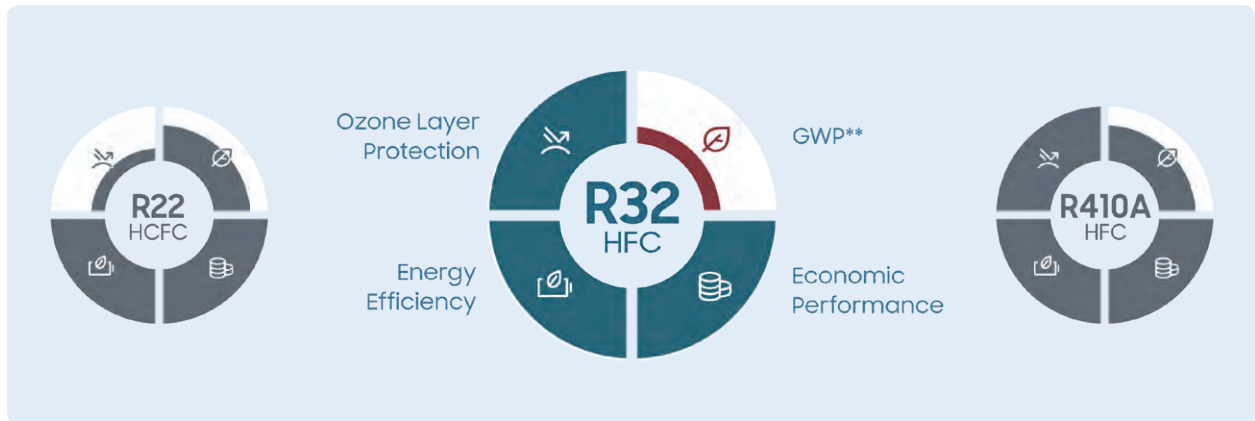
Refrigerants are an essential part of air conditioning, so it is important to choose refrigerant that has a low environmental impact. Samsung has added a new type of refrigerant to its air conditioning range to help protect the ozone layer and to help reduce global warming.



R32

# Hello R32 refrigerant

Samsung is presenting a new era of air conditioners with R32 refrigerant. R32 has a lower Global Warming Potential (GWP) of 675 compared to R410A GWP of 2,088. R32 is also a zero Ozone Depletion Potential (ODP) refrigerant, minimising the effects on the ozone layer.



## Design "GEO" that permeates space naturally

A design to meet various lifestyles, and comes from simplicity without complex elements. The GEO split system is designed to add modernity to everyday life through an air conditioner with a design that permeates space naturally.



# Wind-Free™ Cooling

Stay comfortably cool with minimal direct wind.




Illustration indicative only. Actual effect will vary. Wind-Free™ Cooling applicable for Wind-Free™ models only.

Stay feeling comfortably cool with Wind-Free™ Cooling.\* It is designed to cool gently and quietly to minimise the unpleasant feeling of cold wind on your skin, as it disperses air through 23,000 micro air holes. It creates a 'Still Air' environment\* with very low air speed and minimal noise.\*\* Its advanced airflow structure also means it cools a wider and larger area more evenly. When operating in Wind-Free™ Cooling it consumes approximately 77% less energy than in Fast Cooling mode.\*\*\*

\*ASHRAE (American Society of Heating, Refrigerating and Air-Conditioning Engineers) defines "Still Air" as air currents at speeds below 0.15m/s which lacks the presence of cold drafts.

\*\*Tested on the AR12TXCAAWKNEU model. Wind-Free™ mode generates only 23dB of noise, compared to 26dB with the Samsung conventional model.

\*\*\*Tested on the AR12TVEAAWKKNAP model, based on the power consumption of Fast Cooling mode vs. Wind-Free™ Cooling mode.

## Comfortable cooling




When it reaches the target temperature, the system automatically changes the mode to Comfort Cooling, which blows the air gently and adjusts the angle of the blades upwards, so it helps you keep comfortable.

## Low noise



Cool your living spaces with minimal noise, helping you to minimise disturbance. The outdoor unit compressor works quietly with minimal noise due to its Twin Tube Muffler design, reducing refrigerant flow noise at both low speed and high-speed conditions.

## Energy saving



The Wind-Free™ Cooling mode consumes 77% less energy than Fast Cooling mode. With Wind Free™ Cooling, the compressor operates at its minimum Hz to maintain the desired temperature, and the fan motor of the indoor also rotates at the minimum RPM.

# AI Auto Cooling

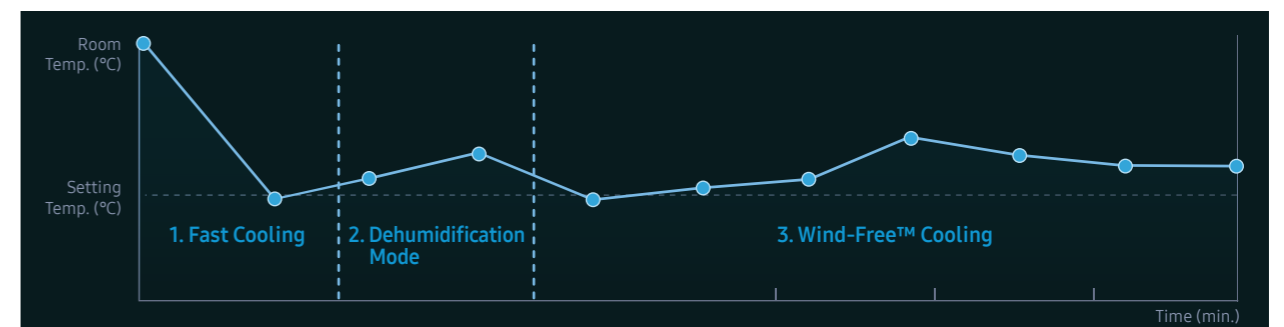
Automatically optimises your cooling setting by analysing your usage pattern.



Illustration indicative only. Actual effect will vary. AI Auto Cooling applicable for Wind-Free™ models only.

Experience an intelligent way of living with AI Auto Cooling.\* To help make life simple and efficient, it can automatically optimise the various modes by analysing the room conditions and your usage patterns.\*\* Based on your preferred temperature and the outside temperature, it automatically switches to the most appropriate mode, including Wind-Free™, Fast and Normal Cooling, to help you to maintain the optimal room conditions and to help keep you feeling comfortable.

\*Wi-Fi enabled control requires a wireless router. Internet connection required, data charges may apply.  
\*\*Stores user data, and usage pattern to suggest the most suitable setting option.



- 1 Cools down the room fast with Fast Cooling mode.
- 2 Setting the optimum humidity with Dehumidification mode.
- 3 Once set temperature is reached, it automatically switches to Wind-Free™ mode to help maintain the desired temperature.

## Wind-Free™ Cooling (Applicable for Wind-Free™ models only)

Stay comfortably cool with minimal direct wind.





Illustration indicative only. Actual effect will vary. Wind-Free™ Cooling applicable for Wind-Free™ models only.

**23,000 Micro air holes**



### Fast Cooling

Operate in normal cooling mode to cool down the room to the set temperature.

Illustration indicative only. Actual effect will vary.

### Wind-Free™ Cooling

Once the set temperature is reached from Normal Cooling mode, Wind-Free™ Cooling mode can be set to maintain the required set temperature.

Stay feeling comfortably cool with Wind-Free™ Cooling.\* This mode is designed to cool gently and quietly to minimise the unpleasant feeling of cold wind on your skin, as it disperses air through 23,000 micro air holes. It creates a 'Still Air' environment\* with very low air speed and minimal noise.\*\* Its advanced airflow structure also means it cools a wider and larger area more evenly. When operating in Wind-Free™ Cooling it consumes approximately 77% less energy than in Fast Cooling mode.\*\*\*

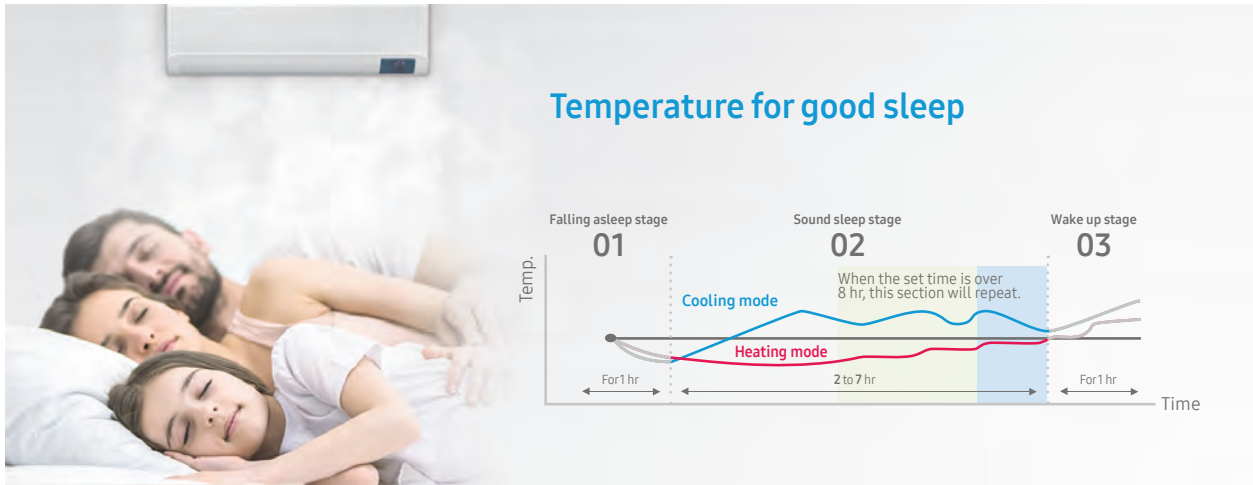
\*ASHRAE (American Society of Heating, Refrigerating, and Air-Conditioning Engineers) defines "Still Air" as air currents at speeds below 0.15m/s which lacks the presence of cold drafts.

\*\*Tested on the AR12TXCAAWKNEU model. Wind-Free™ mode generates only 23dB of noise, compared to 26dB with the Samsung conventional model.

\*\*\*Tested on the AR12TVEAAWKNA model, based on the power consumption of Fast Cooling mode vs. Wind-Free™ Cooling mode.

## Wind-Free™ Good Sleep (Applicable for Wind-Free™ models only)

Enjoy the right temperature with Wind-Free™ Cooling to help you to sleep more comfortably.




Get a good night's sleep with Wind-Free™ Good Sleep mode, where it creates a 'Still Air' environment\* with very low air speed and minimal noise.\*\*

\*ASHRAE (American Society of Heating, Refrigerating, and Air-Conditioning Engineers) defines "Still Air" as air currents at speeds below 0.15m/s which lacks the presence of cold drafts.  
\*\*Tested on the AR12TXCAAWKNEU model. Wind-Free™ mode generates only 23dB of noise, compared to 26dB with the Samsung conventional model.

## ECO Mode

Helping you to save energy.




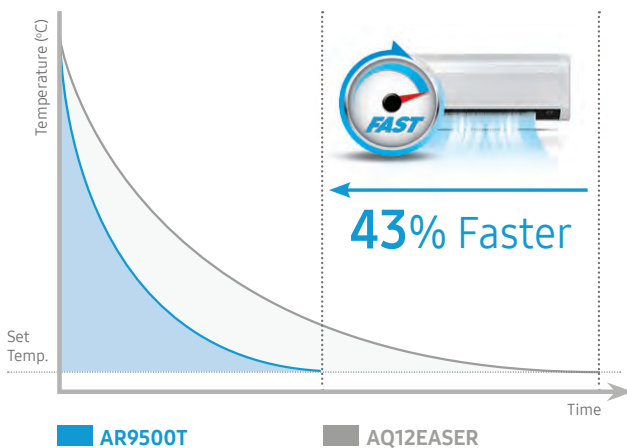

ECO mode operates at lower compressor capacity comparing to Fast Cooling mode, suitable for the mild days when it's not too hot. It minimises energy consumption, while still maintaining a cool and comfortable space

\*Tested on AR07T9170HA3, based on the power consumption of Fast Cooling mode vs. ECO mode.



# Fast Cooling

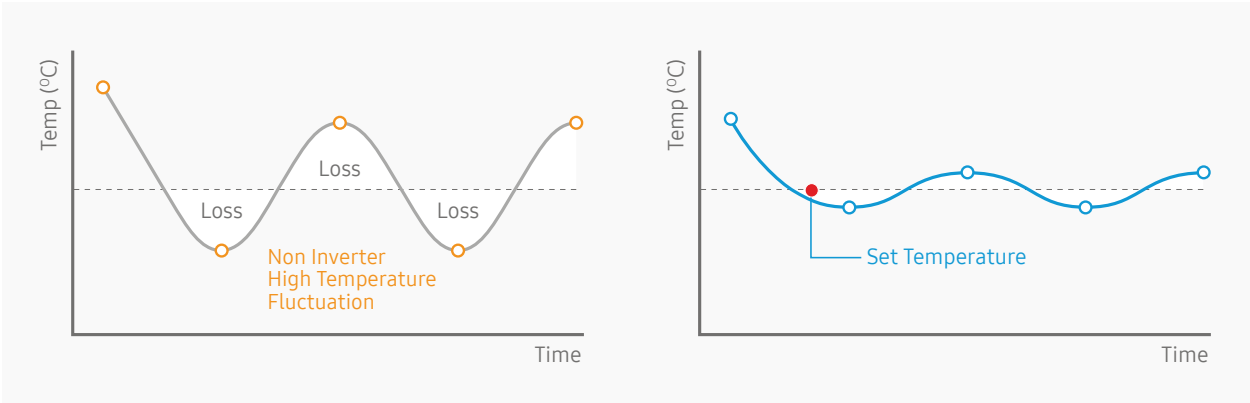
Cools 43% faster\* – designed to help you stay cool.



\*Tested on the AR12TXCAAWKNEU model compared with the Samsung conventional model AQ12EASER.  
\*\*Tested on AR24TXCAWKNEU.

# Digital Inverter Boost

Digital Inverter Boost technology gives you an energy saving of up to 75%.\*




■ Non Inverter

■ Digital Inverter Boost

The high energy-efficient Digital Inverter Boost technology can help save you money. Unlike a Samsung model with a fixed-speed compressor, it is designed to maintain the desired temperature without frequently turning on and off, so there is minimal fluctuation. It is designed to help optimise power usage when cooling, which can help to reduce energy consumption by up to 73%.\*

\*Tested on the AR09TXCAAWKNEU model compared with the Samsung conventional model AQ09TSLXEA.



Digital Inverter Boost technology

Digital Inverter Boost technology uses strong magnets made of neodymium and includes a muffler, designed to work efficiently and can minimise noise and vibration.

\*Tested on the AR09TXCAAWKNEU model compared with the Samsung conventional model AQ09TSLXEA.

## Temperature Display

A numerical and intuitive icon displays temperature and key operating functions.



Product image may be different to actual product.

## Usage

Displays energy consumption (0.1-99kWh) for the usage for the time the unit is turned ON to the time the unit is turned OFF.



Usage energy consumption is indicative only, and based on operating time.  
Product image may be different to actual product.

## Display Off

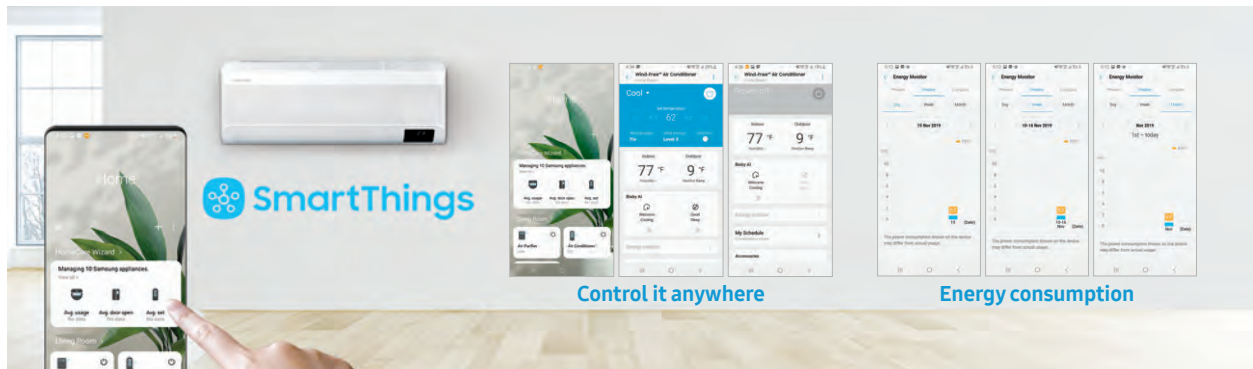
Display lighting can be turned off using the remote controller.



Product image may be different to actual product.

## SmartThings (Applicable for Wind-Free™ models only)

Enjoy remote connectivity with the Samsung SmartThings app.\* It helps you centrally control your Samsung air conditioner, Samsung TV, Samsung appliances and other compatible smart devices.



Control your Samsung air conditioner from anywhere and anytime, using the SmartThings app.\* You can remotely control and monitor the air conditioner with just a touch.

\*Wi-Fi enabled control requires a wireless router. Internet connection required, data charges may apply. Each SmartThings compatible device (such as a smartphone, appliance, device and/or SmartThings Wi-Fi Hub (as applicable)) requires a network connection. Feature performance may vary based on distance and network quality. All devices should be registered with a single Samsung Account. Some SmartThings features are available with a compatible Samsung smartphone and compatible Samsung home appliance only. Others also require a SmartThings Wi-Fi Hub and other compatible devices (such as smart lights). Compatible devices and available features depend on country, region and carrier. Check compatible devices and available features at <https://www.samsung.com/au/apps/smartthings/#search> or in the SmartThings app.

## 5 Year Warranty



Enjoy peace of mind knowing we have you covered with Samsung's 5 year parts and labour warranty for residential application, in regards to products featured in this brochure. Refer to the warranty card included with your product for full details.\*

\*This is in addition to the rights of consumers under consumer guarantees pursuant to the Australian Consumer Law.

## Tri-Care Filter (Applicable for Wind-Free™ models only)

Designed to help keep your air hygienic by capturing dust, bacteria, virus, and allergens.



Keep the air hygienic and maintain the performance of the Heat Exchanger with a Tri-Care Filter. Its 3 layers include a high-density filter that is designed to help extract large dust particles, fibres and animal hairs. It also has a Zeolite Coating Filter that is designed to help capture fine dust and reduces potentially dangerous viruses, bacteria and allergens.

## Auto Clean

This feature helps to keep the inside of the indoor unit dry and clean.



Illustration indicative only. Actual effect will vary.

Keep the inside of your air conditioner hygienic without much effort at all! After it's been working, the Auto Clean function automatically dries the Heat Exchanger using a 3-step process. It removes moisture by blowing air for between 10 to 30 minutes so it prevents the build-up of bacteria and odours.

# Easy Filter Plus

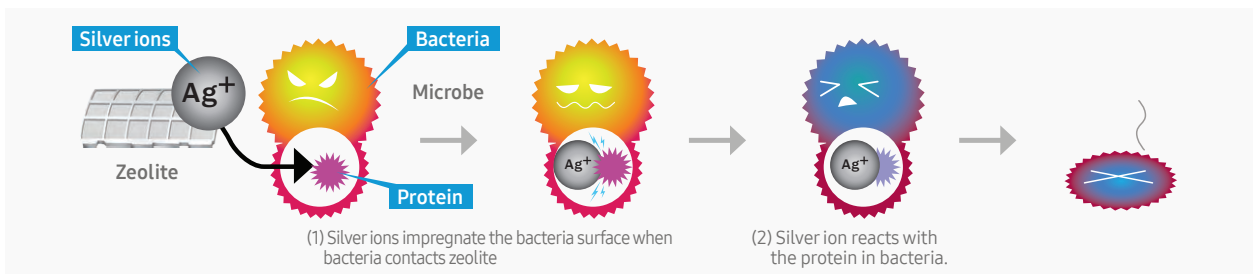
Easy-to-clean filter.



Easy to detach



Easy to clean



Antibacterial process






Image simulated for illustration purpose only.

Easy Filter Plus is located at the top of the indoor unit, where the room air enters the unit for conditioning. The filter can easily be unclipped from the unit and removed for cleaning. The filter is made of a dense mesh, effective in capturing dust, helping to keep the indoor unit heat exchanger clean and operate efficiently. Its anti-bacterial coating is designed to help you protect against airborne contaminants.\*

\*Tested in Korea Test Lab (FITI). Data was measured under specific testing conditions and may vary depending on environmental factors and individual use.

# Wind-Free™ GEO Specification








| AR9500<br>Wind-Free™ |  |  |  |  |  |  |
|----------------------|--|---|---|---|---|---|
| Model                | Indoor                                       | AR09TXEABWKNSA  | AR12TXEABWKNSA  | AR18TXEABWKNSA  | AR24TXEABWKNSA  | AR30TXEABWKNSA  |
|                      | Outdoor                                      | AR09TXEABWKXSA  | AR12TXEABWKXSA  | AR18TXEABWKXSA  | AR24TXEABWKXSA  | AR30TXEABWKXSA  |
| Capacity             | Refrigerant                                  | R32   | R32   | R32   | R32   | R32   |
|                      | Cooling                                      | kW 0.9 / 2.5 / 4.1  | 0.9 / 3.5 / 4.5   | 2.4 / 5.0 / 7.5   | 2.5 / 7.0 / 8.0   | 2.5 / 8.0 / 9.3   |
|                      | Heating                                      | kW 0.8 / 3.2 / 6.3  | 0.8 / 4.0 / 6.5   | 2.2 / 6.0 / 11.0  | 2.4 / 8.0 / 12.0  | 2.4 / 9.0 / 13.0  |
| Energy Efficiency    | EER  | 5.36  | 4.47  | 4.07  | 3.54  | 3.27  |
|                      | COP  | 5.09  | 4.30  | 4.29  | 3.64  | 3.27  |
|                      | AEER   | 5.25  | 4.41  | 4.03  | 3.52  | 3.25  |
|                      | ACOP   | 5.01  | 4.25  | 4.25  | 3.62  | 3.26  |
|                      | Star rating (Cooling)                        | 6.0   | 4.0   | 3.5   | 2.5   | 2.0   |
|                      | Star rating (Heating)                        | 5.5   | 4.0   | 4.0   | 2.5   | 2.0   |
| Electrical Data      | Power source                                 | (Ph/V/Hz) 1 / 220-240 / 50  | 1 / 220-240 / 50  | 1 / 220-240 / 50  | 1 / 220-240 / 50  | 1 / 220-240 / 50  |
|                      | Current input, cooling (Min/Std/Max)         | A 1.2 / 2.5 / 4.4   | 1.2 / 3.8 / 4.9   | 2.5 / 5.6 / 10.0  | 2.5 / 9.0 / 11.5  | 2.5 / 11.1 / 14.0   |
|                      | Current input, heating (Min/Std/Max)         | A 1.0 / 3.2 / 6.6   | 1.0 / 4.3 / 7.0   | 2.2 / 6.4 / 15.4  | 2.3 / 10.0 / 17.5   | 2.3 / 12.5 / 17.5   |
|                      | MCA (Minimum circuit amperes)                | A 10.5  | 10.5  | 19.0  | 19.0  | 19.0  |
|                      | MFA (Maximum fuse amperes)                   | A 15  | 15  | 25  | 25  | 25  |
| Indoor unit          | Airflow rate, cooling (T/H/M/L)              | L/s 185 / 160 / 135 / 102   | 202 / 177 / 152 / 118   | 273 / 252 / 220 / 188   | 305 / 273 / 232 / 188   | 337 / 293 / 242 / 188   |
|                      | Airflow rate, heating (T/H/M/L)              | L/s 218 / 193 / 168 / 135   | 218 / 193 / 168 / 135   | 293 / 273 / 242 / 210   | 315 / 283 / 242 / 200   | 337 / 293 / 242 / 188   |
|                      | Sound pressure level @1m, cooling, (H/Quiet) | dBa 40 / 17   | 41 / 17   | 42 / 25   | 46 / 28   | 47 / 30   |
|                      | Unit weight                                  | kg 10.6   | 10.6  | 12.5  | 12.5  | 12.5  |
|                      | Shipping weight                              | kg 12   | 12  | 14.3  | 14.3  | 14.3  |
|                      | Unit dimensions (WxHxD)                      | mm 889 x 299 x 215  | 889 x 299 x 215   | 1,055 x 299 x 215   | 1,055 x 299 x 215   | 1,055 x 299 x 215   |
|                      | Shipping dimensions (WxHxD)                  | mm 950 x 290 x 375  | 950 x 290 x 375   | 1,115 x 290 x 375   | 1,115 x 290 x 375   | 1,115 x 290 x 375   |
| Outdoor unit         | Compressor type                              | BLDC Rotary   | BLDC Rotary   | BLDC Rotary   | BLDC Rotary   | BLDC Rotary   |
|                      | Sound pressure level @1m, cooling            | dBa 45  | 48  | 51  | 53  | 57  |
|                      | Unit weight                                  | kg 37.8   | 38.1  | 54.2  | 67.8  | 67.8  |
|                      | Shipping weight                              | kg 40.8   | 41.1  | 57.4  | 72.0  | 72.0  |
|                      | Unit dimensions (WxHxD)                      | mm 880 x 638 x 310  | 880 x 638 x 310   | 880 x 798 x 310   | 940 x 998 x 330   | 940 x 998 x 330   |
|                      | Shipping dimensions (WxHxD)                  | mm 1,023 x 724 x 413  | 1,023 x 724 x 413   | 1,023 x 896 x 413   | 995 x 1,096 x 426   | 995 x 1,096 x 426   |
| Installation         | Liquid pipe                                  | mm, inch 6.35, 1/4"   | 6.35, 1/4"  | 6.35, 1/4"  | 6.35, 1/4"  | 6.35, 1/4"  |
|                      | Gas pipe                                     | mm, inch 9.52, 3/8"   | 9.52, 3/8"  | 12.7, 1/2"  | 15.88, 5/8"   | 15.88, 5/8"   |
|                      | Max piping length                            | m 15  | 15  | 30  | 30  | 30  |
|                      | Max piping height                            | m 8   | 8   | 15  | 15  | 15  |
| Operating Range      | Cooling                                      | °C -10 to 46  | -10 to 46   | -10 to 46   | -10 to 46   | -10 to 46   |
|                      | Heating                                      | °C -15 to 24  | -15 to 24   | -15 to 24   | -15 to 24   | -15 to 24   |

1. Specification may be subject to change without prior notice.
2. Performance is based on the following test conditions:  
Cooling: Indoor temperature 27°C DB, 19°C WB, Outdoor temperature 35°C DB, 24°C WB.  
Heating: Indoor temperature 20°C DB, 15°C WB, Outdoor temperature 7°C DB, 6°C WB.  
Equivalent refrigerant pipe length 5m, Level differences 0m.
3. Select wire size based on maximum current amps and in accordance with local electrical regulation standards.
4. Sound pressure level is obtained in an anechoic room.  
The sound pressure level is a relative value, depending on the distance and acoustic environment.  
Sound pressure levels may differ depending on operation conditions.  
dBa = A-weighted sound pressure level. Reference acoustic pressure 0 dB = 20µPa.

Images are for illustration purposes.  
Product images may be different to actual product, product size varies depending on model.

# GEO Specification



| AR5500            |  |           |  |  |  |  |  |
|-------------------|--|-----------|---|---|---|---|---|
| Model             | Indoor                                       |           | AR09TXHYBWKNSA  | AR12TXHYBWKNSA  | AR18TXHYBWKNSA  | AR24TXHYBWKNSA  | AR30TXHYBWKNSA  |
|                   | Outdoor                                      |           | AR09TXHYBWKXSA  | AR12TXHYBWKXSA  | AR18TXHYBWKXSA  | AR24TXHYBWKXSA  | AR30TXHYBWKXSA  |
| Capacity          | Refrigerant                                  |           | R32   | R32   | R32   | R32   | R32   |
|                   | Cooling                                      | kW        | 0.96 / 2.50 / 3.35  | 0.99 / 3.5 / 4.0  | 1.6 / 5.0 / 6.7   | 1.4 / 6.8 / 7.6   | 2.5 / 8.0 / 9.3   |
|                   | Heating                                      | kW        | 0.72 / 3.20 / 5.0   | 0.74 / 4.0 / 5.5  | 1.3 / 6.0 / 8.0   | 1.2 / 7.2 / 9.4   | 2.4 / 9.0 / 13.0  |
| Energy Efficiency | EER  |           | 4.39  | 3.80  | 3.60  | 3.30  | 3.27  |
|                   | COP  |           | 4.32  | 3.81  | 3.53  | 3.27  | 3.27  |
|                   | AEER   |           | 4.36  | 3.79  | 3.59  | 3.30  | 3.26  |
|                   | ACOP   |           | 4.30  | 3.80  | 3.52  | 3.27  | 3.27  |
|                   | Star rating (Cooling)                        |           | 4.0   | 3.0   | 2.5   | 2.0   | 2.0   |
|                   | Star rating (Heating)                        |           | 4.0   | 3.0   | 2.5   | 2.0   | 2.0   |
| Electrical Data   | Power source                                 | (Ph/V/Hz) | 1 / 220~240 / 50  | 1 / 220~240 / 50  | 1 / 220~240 / 50  | 1 / 220~240 / 50  | 1 / 220~240 / 50  |
|                   | Current input, cooling (Min/Std/Max)         | A         | 1.2 / 3.4 / 3.8   | 1.3 / 4.5 / 5.0   | 2.0 / 6.4 / 10.0  | 2.0 / 9.0 / 11.5  | 2.5 / 11.1 / 14.0   |
|                   | Current input, heating (Min/Std/Max)         | A         | 1.0 / 3.7 / 6.1   | 1.0 / 5.1 / 6.8   | 1.7 / 7.8 / 11.5  | 1.7 / 9.8 / 14.5  | 2.3 / 12.5 / 17.5   |
|                   | MCA (Minimum circuit amperes)                | A         | 10.5  | 10.5  | 14.5  | 19.0  | 19.0  |
|                   | MFA (Maximum fuse amperes)                   | A         | 15  | 15  | 20  | 25  | 25  |
| Indoor unit       | Airflow rate, cooling (T/H/M/L)              | L/s       | 165 / 155 / 147 / 128   | 183 / 173 / 155 / 137   | 275 / 263 / 240 / 217   | 287 / 263 / 240 / 217   | 340 / 295 / 252 / 195   |
|                   | Airflow rate, heating (T/H/M/L)              | L/s       | 192 / 183 / 173 / 155   | 210 / 200 / 183 / 165   | 275 / 263 / 240 / 217   | 298 / 275 / 252 / 228   | 340 / 295 / 252 / 195   |
|                   | Sound pressure level @1m, cooling, (H/Quiet) | dB(A)     | 38 / 17   | 40 / 17   | 41 / 25   | 45 / 26   | 47 / 30   |
|                   | Unit weight                                  | kg        | 10.1  | 10.1  | 11.5  | 11.6  | 12.5  |
|                   | Shipping weight                              | kg        | 11.6  | 11.6  | 13.2  | 13.2  | 14.3  |
|                   | Unit dimensions (WxHxD)                      | mm        | 889 x 299 x 215   | 889 x 299 x 215   | 1,055 x 299 x 215   | 1,055 x 299 x 215   | 1,055 x 299 x 215   |
|                   | Shipping dimensions (WxHxD)                  | mm        | 950 x 290 x 375   | 950 x 290 x 375   | 1,115 x 290 x 375   | 1,115 x 290 x 375   | 1,115 x 290 x 375   |
| Outdoor unit      | Compressor type                              |           | BLDC Rotary   | BLDC Rotary   | BLDC Rotary   | BLDC Rotary   | BLDC Rotary   |
|                   | Sound pressure level @1m, cooling            | dB(A)     | 45  | 45  | 51  | 53  | 57  |
|                   | Unit weight                                  | kg        | 29.8  | 29.8  | 39.5  | 43.2  | 67.8  |
|                   | Shipping weight                              | kg        | 31.9  | 31.9  | 43.1  | 46.2  | 72.0  |
|                   | Unit dimensions (WxHxD)                      | mm        | 790 x 548 x 285   | 790 x 548 x 285   | 880 x 638 x 310   | 880 x 638 x 310   | 940 x 998 x 330   |
|                   | Shipping dimensions (WxHxD)                  | mm        | 913 x 622 x 371   | 913 x 622 x 371   | 1,023 x 724 x 413   | 1,023 x 724 x 413   | 995 x 1,096 x 426   |
| Installation      | Liquid pipe                                  | mm, inch  | 6.35, 1/4"  | 6.35, 1/4"  | 6.35, 1/4"  | 6.35, 1/4"  | 6.35, 1/4"  |
|                   | Gas pipe                                     | mm, inch  | 9.52, 3/8"  | 9.52, 3/8"  | 12.7, 1/2"  | 15.88, 5/8"   | 15.88, 5/8"   |
|                   | Max piping length                            | m         | 15  | 15  | 30  | 30  | 30  |
|                   | Max piping height                            | m         | 8   | 8   | 15  | 15  | 15  |
| Operating Range   | Cooling                                      | °C        | -10 to 46   | -10 to 46   | -10 to 46   | -10 to 46   | -10 to 46   |
|                   | Heating                                      | °C        | -15 to 24   | -15 to 24   | -15 to 24   | -15 to 24   | -15 to 24   |

1. Specification may be subject to change without prior notice
2. Performance is based on the following test conditions:  
Cooling: Indoor temperature 27°C DB, 19°C WB, Outdoor temperature 35°C DB, 24°C WB.  
Heating: Indoor temperature 20°C DB, 15°C WB, Outdoor temperature 7°C DB, 6°C WB.  
Equivalent refrigerant pipe length 5m, Level differences 0m.
3. Select wire size based on maximum current amps and in accordance with local electrical regulation standards.
4. Sound pressure level is obtained in an anechoic room.  
The sound pressure level is a relative value, depending on the distance and acoustic environment.  
Sound pressure levels may differ depending on operation conditions.  
dB(A) = A-weighted sound pressure level. Reference acoustic pressure 0 dB = 20uPa.

Images are for illustration purposes.  
Product images may be different to actual product, product size varies depending on model.



# Durability

## Triple Protector Plus

Designed to deliver a long-lasting performance with advanced durability and protection from power surges, without a voltage stabiliser.\*

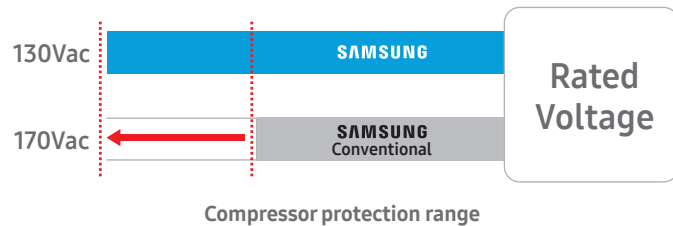
### 1 Compressor protector

Samsung's advanced compressor is designed to protect itself from unstable electrical conditions and is also until 130Vac, compared to a conventional 170Vac.

\*Normal Working Range: 187Vac ~ 265Vac.

\*The voltage value may differ as the voltage ripple value is different depending on the load.

\*Tested on the AR12TXEAAWKNEU model compared with the Samsung conventional model AS18FCMID.



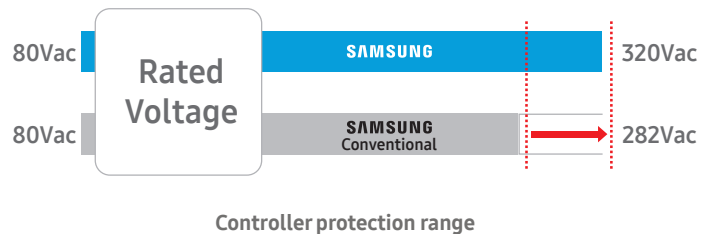
### 2 Controller protector

Samsung's advanced controller is designed to adjust itself to avoid breakdowns from voltage surge. This special technology withstands power fluctuations from 80Vac to 320Vac.

\*Normal Working Range: 187Vac ~ 265Vac.

\*The voltage value may differ as the voltage ripple value is different depending on the load.

\*Tested on the AR12TXEAAWKNEU model compared with the Samsung conventional model AS18FCMID.



### 3 Fin protection

The outdoor unit is designed with multi-channel fins that use corrosion resistant material to minimise rusting, and is designed to operate in harsh environments.

\*Tested on the AR10TYCABWKNST model compared with the Samsung conventional model AS18FCMID.



\*Tested on the AR12TXEAAWKNEU model compared with the Samsung conventional model AS18FCMID.

## DuraFin™ Plus

Outdoor copper fin is made of corrosion-resistant material designed to protect from rusting.



Illustration indicative only. Actual effect will vary.

# Feature List

| Features                | Description                        | AR9500        | AR5500 |
|-------------------------|------------------------------------|---------------|--------|
|                         |                                    | Wind-Free™GEO | GEO    |
| <b>Air Flow</b>         | Air Direction Control (Up/Down)    | Auto          | Auto   |
|                         | Air Direction Control (Left/Right) | Auto          | Auto   |
|                         | Wind-Free™                         | Yes           | No     |
| <b>Air Purification</b> | Tri Care Filter                    | Yes           | No     |
|                         | Easy Filter Plus (Anti-Bacteria)   | Yes           | Yes    |
|                         | Auto Clean (Self Cleaning)         | Yes           | Yes    |
| <b>Convenience</b>      | SmartThings                        | Yes           | No     |
|                         | WiFi Embedded                      | Yes           | No     |
|                         | AI Auto Cooling                    | Yes           | No     |
|                         | Filter Cleaning Indicator          | Yes           | Yes    |
|                         | Indoor Temperature Display         | Yes           | Yes    |
|                         | Display On/Off                     | Yes           | Yes    |
|                         | Beep On/Off                        | Yes           | Yes    |
| <b>Operation</b>        | 24-Hour Timer                      | Yes           | Yes    |
|                         | Auto Changeover                    | Yes           | Yes    |
|                         | Auto Restart                       | Yes           | Yes    |
|                         | Auto Mode                          | Yes           | Yes    |
|                         | Fast Cool                          | Yes           | Yes    |
|                         | Good Sleep                         | Yes           | Yes    |
|                         | Eco Mode                           | Yes           | Yes    |
|                         | Dehumidification                   | Yes           | Yes    |
|                         | Fan Mode                           | Yes           | Yes    |
|                         | Quiet                              | Yes           | Yes    |

Specifications may be subject to change without prior notice.

# SAMSUNG

## Samsung Air Conditioning is committed to After Sales and Warranty Support providing you peace of mind



### 5 year warranty on parts and labour

Peace of mind knowing we have you covered with Samsung's 5 year parts and labour warranty for residential application for products featured in this brochure. Refer to the warranty card included with your product for full details.\*

\* This is in addition to the rights of consumers under consumer guarantees pursuant to the Australian Consumer Law




### National Samsung service network

Our extensive national repairer network and dedicated Service Centres are on hand to support your product. And with extensive spare parts in Australia to ensure we get your air conditioning back up and running fast.



### MEPS compliant

All Samsung Air Conditioners sold in Australia meet Minimum Energy Performance Standards (MEPS) as set by the Australian Government.



### Product Support line

If you have any concerns about your product simply call 1300 362 603 and our friendly staff will assist with your enquiry and book a service call if required.

To learn more about Samsung Wall Mounted Split Air Conditioning Systems go to <https://www.samsung.com/au/air-conditioners/wall-mounted-split>

Samsung Electronics Australia Pty Ltd  
ABN 63 002 915 648  
3 Murray Rose Avenue  
Homebush Bay NSW 2127 Australia  
March 2020